



Reuben  
College  
UNIVERSITY OF OXFORD

# Pre-arrival Offer Holders' Session

## 3 August 2021

---

Senior Tutor – Dr Caroline Mawson

Graduate Advisory President – Lauren Bolz

Common Room President at Linacre College - Sameer Bhat

Academic & Graduate Administrator – Ellen Moilanen

---

Today's session will cover the following:

- Next steps
- Covid Updates
- Arrival to the UK
- College Life and Graduate Common Room
- Life in the UK
- Q & A
- Around 4.45pm Professor Lionel Tarassenko will be joining us.



# What happens next

---

## Next steps accommodation at Farndon Court

- Accept your offer and pay your deposit
- Final confirmation sent in mid-August (after 16 August)
- Sign tenancy agreement and pay tenancy deposit (minus £200)
- If you are arriving earlier and require accommodation at Lady Margaret Hall, complete the early arrival form by 16 August.

## At university:

- Meet all your conditions – college and department
- When do I have to be in Oxford?
- Course Fee - September



---

## Next steps

- Student Visa – department will issue your CAS number
- Return University Card Form
- IT credentials emailed to you, University card sent to us at college.
- Activate your university IT account
- Complete first steps of your registration online. Check your personal, contact, academic and other information and confirm that you wish to be enrolled at the University of Oxford.
- When you arrive at Oxford, come to collect your university card and BRP card (if sent to college) or bring your BRP card with you. Separate arrangements for part-timers.
- We will then complete your enrolment and you will formally be enrolled.

Familiarise yourself with these websites:

- [www.ox.ac.uk/students](http://www.ox.ac.uk/students)
- <https://reuben.ox.ac.uk/pre-arrival-information-students> including Oxford Transition Support



# COVID updates

---

- Information from Slides 6-13 are correct as of 3 August 2021.
- <https://www.ox.ac.uk/coronavirus/students/returning-and-offer-holders>
- England has lifted most restrictions including mask-wearing and social-distancing. They are now guidelines. The university is still following its Covid guidelines:
  - Continue **social distancing** – assume 2 metres within University buildings unless told otherwise
  - Keep **washing your hands**
  - Keep wearing a **face covering** (unless you're exempt)
  - **Get tested** – twice a week, with Lateral Flow Devices (LFDs); and take a PCR test if you have symptoms or have received a positive LFD test result or have been advised that you are a close contact of someone who has a PCR-confirmed case of COVID-19.
  - Continue to follow the **self-isolation guidance**.



# Arrival at England

---

Green, Amber and Red List Countries

All full-time students should be resident in Oxford. Students from red-list countries are exempted and do not have to travel to Oxford.

<https://www.gov.uk/guidance/travel-to-england-from-another-country-during-coronavirus-covid-19> or Google 'UK entry requirements COVID'.

WARNING: Rules for Wales, Scotland and Northern Ireland can be different.

You can [sign-up for updates](#) on this site. Instructions are available on this website.








Updates usually every three weeks, next update 4/5 August with rules coming into effect on Monday 9 August. If possible, do try to get a flexible flight tickets where you can change your dates or cancel. At the moment, most airlines will provide that flexibility. Check the terms and conditions of your ticket.



# Green, Amber and Red

## Traffic light system for arrivals

Rules apply from 19 July

Measure	Green Country	Amber Country	Red Country
 Passenger Locator Form	✓	✓	✓
 Pre-departure test at destination	✓	✓	✓
 Hotel quarantine	✗	✗	10 days
 Self-isolation	✗	No self-isolation if fully vaccinated 10 days if not fully vaccinated*	N/A
 Test to release	N/A	On day 5 if not fully vaccinated	✗
 PCR testing	On or before day 2 after return to the UK	On or before day 2 after return to England	On or before day 2 after return to the UK
 Further PCR testing	✗	Day 8 if not fully vaccinated	Day 8

\*Fully vaccinated means that you have had your final dose of an approved vaccine at least 14 days before arriving in England.

Source: Department for Transport



It does not matter what your nationality is. It is about where you are travelling from and where you have been 10 days' prior to you travelling.

No quarantine for Green list countries.

No quarantine for fully vaccinated travellers from EU and the US if you are coming from an amber country. You come in as if you are from a Green country. You must hold the EU digital pass or US equivalent. US travellers have to show proof of US residence.

**BE AWARE:** There is a separate amber category nick-named amber plus where everyone has to quarantine regardless of vaccination status. At the moment, only France is in this category.

Transiting through another country



---

Everyone arriving must do the following:

- Take a PCR or lateral flow test 3 days before departure – please also check your local departure rules, if any.
- Complete the passenger locator form (requires your seat number)
- Take a test by Day 2

Day 0	Day 1	Day 2	Day 3	Day 4	Day 5	Day 6	Day 7	Day 8	Day 9	Day 10	Day 11
Arrival day	X	Take test	X	X	Test to release	X	X	Second test	X	X	FREEDOM





---

## Pre-arrival test 3 days' before (taken from UK government's website)

- Your test result must be in either English, French or Spanish. Translations will not be accepted.
- You must provide the original test result notification. It must include the following information:
  - your name, which should match the name on your travel documents
  - your date of birth or age
  - the result of the test
  - the date the test sample was collected or received by the test provider
  - the name of the test provider and their contact details
  - confirmation of the device used for the test, or that the test was a PCR test
- If the test result does not include this information you may not be able to board, and may not be able to travel to England. If you arrive without a test result that includes this information, you might have to pay a £500 fine.



# Red list countries

---

- Required to stay in a quarantine hotel
- £1750 for 10 nights' stay including transfers, meals ( 3 meals a day, tea, coffee, fresh fruit, water and soft drinks) and testing on day 2 and day 8.
- You can order takeaway and receive packages.
- <https://quarantinehotel.ctmportal.co.uk/>
- You can only leave your quarantine hotel after receiving a negative test result on your day 8 test.
- Let Ellen Moilanen know which quarantine hotel you are staying.



# Green and Amber Countries

---

- Pre arrival tests:
- You should arrange in your home country. Find out about test providers, make sure they provide the information required on the certificate. Book your test as early as possible. Check your airline's website to see if they have any preferred provider. Some airlines provide discounts.
- Complete the passenger locator form a day before your flight.

- Tests in the UK:

Again check with your airline if they have any packages. BA and Easyjet have test packages for those arriving in the UK.



# Green and Amber Countries

---

Tests in the UK:

Buy the tests about 1-2 weeks before your arrival and have them delivered to where you will be in quarantine. You are required to enter a booking reference of your test on your passenger locator form.

There are plenty of providers providing test packages depending where you are coming from



# Vaccination

---

- The university is encouraging both students and staff to get vaccinated. If vaccination is available for you in your country, please take it before you arrive to the UK. We expect vaccination will be available to all students who have not received one.
- Currently in discussion by the UK government: Vaccination status required for large events, night clubs, possibly lectures. Not confirmed.



# Plan Ahead

---

- Organise yourself but also be flexible. Keep a checklist.
- Keep updated with the latest news in the UK and your home country.
- Print all your documents and have them with you when you travel; boarding pass, plane tickets, visa letter, Certificate of Offer, College Offer Letter, passenger locator form, test results, vaccination certificates. Don't rely on electronic copies!
- Have your Plan A, Plan B, Plan C if something goes wrong, i.e. you test positive before arriving.
- Have our contact details in hand if you need to contact us.
- We will support you and help you along.
- Prepare for hybrid teaching.



# Arrival in the UK

---

## Before arriving:

- Plan for weather in Oxford
- Plan for Oxford events (matriculation, formal dinners, balls, etc.)
- Do you have a credit/debit card/mobile payment which can be used in the UK for purchases and cash withdrawals? Make sure you have enough money until you can set-up a bank account.
- Will your SIM card work in the UK?
- Do your laptop, etc. chargers work in the UK?
- Do you want to buy essentials (bedding, pots & pans, towels, clothes hangers, etc.) in Oxford?
- You'll need a mask to travel from the airport to Oxford.



# Arrival in the UK

---

## Getting to Oxford:

- [https://www.ox.ac.uk/sites/files/oxford/field/field\\_document/Finding%20your%20way%20to%20Oxford%20guide%202020.pdf](https://www.ox.ac.uk/sites/files/oxford/field/field_document/Finding%20your%20way%20to%20Oxford%20guide%202020.pdf)
- A bus (The Airline) runs regularly from Heathrow and Gatwick to Oxford.
  - Get off at the very last stop: Gloucester Green bus station
- Birmingham International Airport – regular trains to Oxford
- From the train/bus station, there are usually taxis waiting that you can take to get to your accommodation.





# Arrival in the UK

---

## Once in Oxford:

- Mobile phones – ideally you'll have a mobile phone which is unlocked, as you can then buy a SIM card in the UK for your phone without buying a new phone. You can get SIM cards online from major providers, Vodafone, O2, EE, Three
- Bank Account – when choosing a bank, you might want to think about the documentation you'll need and the cost of international transfers
  - [International Students' Guide](#)
  - [Oxford Guide to Opening a Bank Account](#)
- Getting what you need:
  - Tesco, Sainsburys & Co-op
  - Robert Dyas, TKMaxx, M&S, John Lewis & Primark
  - Boots
  - Westgate



# College Life & the Graduate Common Room

---

- TED talks, ‘Dining with Dinosaurs’, skills workshops, formal halls, weekend brunches
- Welfare events
- In addition to these events, we will be able to put on student-led events through the GCR.
  - The GCR is both a physical space and a student-led community.
  - The GCR’s Objectives are to represent the interests of students to the College and the University, and to foster a sense of community among Rueben students – how we do this is up to us.
- We’ll also be sharing spaces and events with Linacre’s CR



# Life in Oxford and the UK

---

- University life:
  - Check out the SU's 'A Place for You' Project:  
<https://www.oxfordsu.org/activities/student-projects/a-place-for-you>
  - Oxford traditions – Matriculation
  - Student societies in Oxford
  - University sport
  - Bodleian Libraries
- Life in the UK:
  - The NHS
  - Laws in the UK

